

Voltaia

Renewable Power Production France PAR:VL TSA

ESG Risk Rating

12.5

Last Full Update Oct 19, 2023

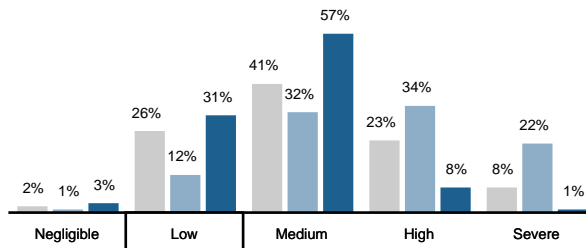
-1.5

Momentum

Low Risk



ESG Risk Rating Distribution



ESG Risk Rating Ranking

| UNIVERSE | RANK | PERCENTILE |
|--|---------------------------------|-------------------------------|
| | (1 st = lowest risk) | (1 st = Top Score) |
| Global Universe | 762/15653 | 6th |
| Utilities INDUSTRY | 16/705 | 3rd |
| Renewable Power Production SUBINDUSTRY | 8/93 | 9th |

Peers Table

Peers (Market cap \$1.3 - \$1.5bn)

| | Exposure | Management | ESG Risk Rating |
|--|-------------|--------------|-----------------|
| 1. AES Brasil Energia SA | 35.4 Medium | 69.5 Strong | 12.0 Low |
| 2. Voltaia | 35.8 Medium | 68.9 Strong | 12.5 Low |
| 3. Innergex Renewable Energy, Inc. | 36.4 Medium | 53.0 Strong | 18.2 Low |
| 4. Canvest Environmental Protection Group Co. Ltd. | 33.6 Low | 43.2 Average | 19.8 Low |
| 5. Alerion Cleanpower SpA | 32.9 Low | 28.5 Average | 24.0 Medium |

Voltaia

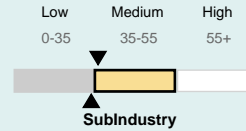
Renewable Power Production France PAR:VL TSA

ESG Risk Analysis

Exposure refers to the extent to which a company is exposed to different material ESG Issues. The exposure score takes into consideration subindustry and company-specific factors such as its business model.

ESG Risk Exposure

35.8 **+1.7**
Medium Momentum
 Beta = 1.05



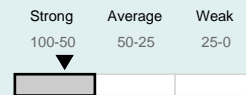
As an integrated renewable power producer, Voltaia develops and operates its own power-generating facilities and also provides development and construction services for other companies. Such activities typically involve the acquisition and repurposing of large tracts of land, which can trigger community opposition and lead to project delays. In addition, Voltaia commits to providing its utility customers with a contracted supply of energy. Malfunctions at its plants or improper management of equipment may hamper the quality of its services, prompting client complaints, penalties, and other costs. Moreover, the company's operations require many employees who perform tasks in potentially hazardous conditions. Failure to maintain high safety standards could lead to employee and contractor fatalities, in turn triggering negative publicity and regulatory penalties.

The company's overall exposure is medium and is moderately above subindustry average. Occupational Health and Safety, Product Governance and Community Relations are notable material ESG issues.

Management refers to how well a company is managing its relevant ESG issues. The management score assesses the robustness of a company's ESG programs, practices, and policies.

ESG Risk Management

68.9 **+6.8**
Strong Momentum



Voltaia's management of its ESG issues is generally strong. The company's board of directors oversees environmental and social issues via its audit committee, and the CEOs variable compensation is tied to relevant metrics. Though the company produces a CSR report which has received a moderate level of third-party assurance, this report is not written to relevant reporting standards, such as GRI or IIRC.

The company's overall management of material ESG issues is strong.

Voltaia

Renewable Power Production France PAR:VL TSA

Material ESG Issues

These are the Material ESG Issues driving the ESG Risk Rating.

| Issue Name | ESG Risk Exposure Score Category | ESG Risk Management Score Category | ESG Risk Rating Score Category | Contribution to ESG Risk Rating |
|--------------------------------|---------------------------------------|---|-------------------------------------|---------------------------------|
| Corporate Governance | 9.0 High | 47.5 Average | 4.7 Medium | 37.7% |
| Community Relations | 6.6 Medium | 54.0 Strong | 3.4 Low | 27.1% |
| Product Governance | 5.5 Medium | 78.3 Strong | 1.6 Negligible | 13.0% |
| Occupational Health and Safety | 4.2 Medium | 87.3 Strong | 0.9 Negligible | 7.2% |
| Human Capital | 3.2 Low | 76.9 Strong | 0.8 Negligible | 6.8% |
| Land Use and Biodiversity | 3.2 Low | 77.4 Strong | 0.7 Negligible | 5.7% |
| Business Ethics | 4.2 Medium | 97.5 Strong | 0.3 Negligible | 2.5% |
| Overall | 35.8 Medium | 68.9 Strong | 12.5 Low | 100.0% |

Events Overview

Identify events that may negatively impact stakeholders, the environment, or the company's operations.

Category (Events)

5 Severe (0)

4 High (0)

3 Significant (0)

2 Moderate (1)

Society - Human Rights

1 Low (1)

Land Use and Biodiversity

Voltaia

Renewable Power Production France PAR:VL TSA

Events Overview

Identify events that may negatively impact stakeholders, the environment, or the company's operations.

Category (Events)

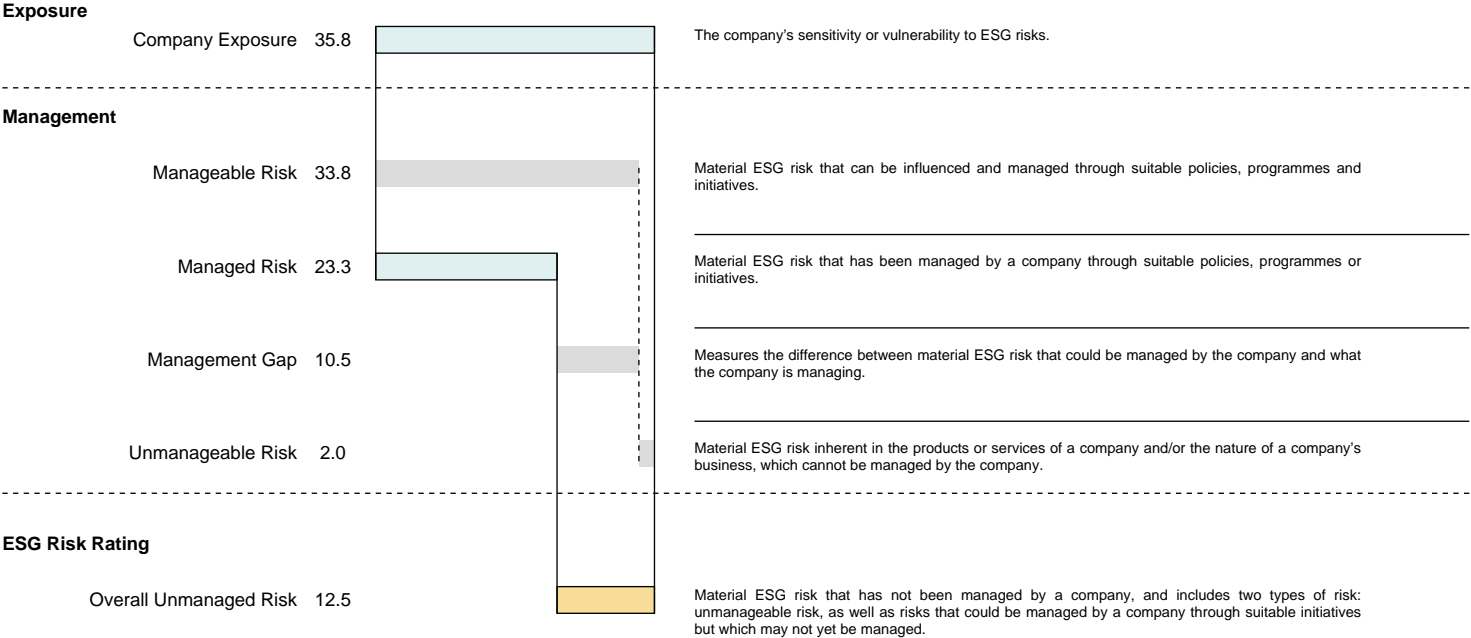
None (14)

- Access to Basic Services
- Accounting and Taxation
- Anti-Competitive Practices
- Bribery and Corruption
- Business Ethics
- Community Relations
- Data Privacy and Security
- Intellectual Property
- Labour Relations
- Lobbying and Public Policy
- Marketing Practices
- Occupational Health and Safety
- Quality and Safety
- Sanctions

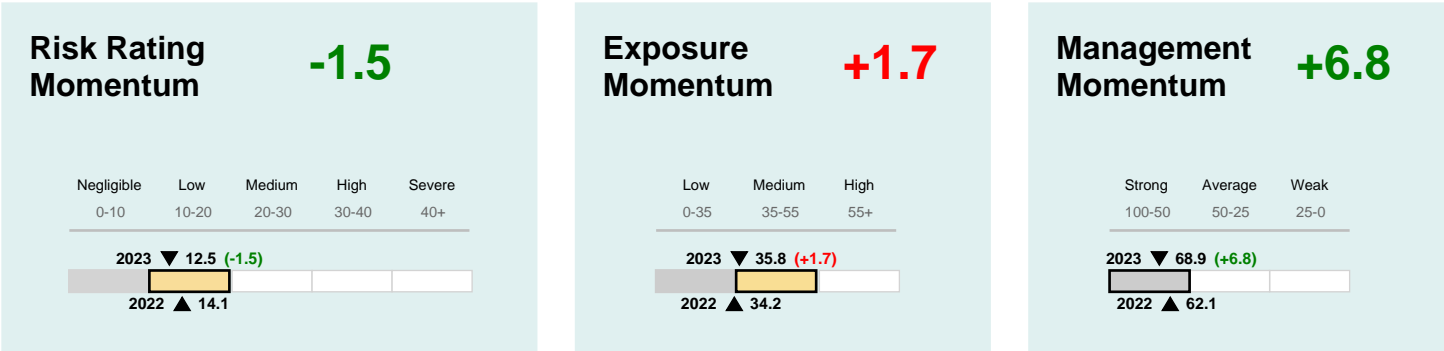
Voltaia

Renewable Power Production France PAR:VL TSA

Risk Decomposition



Momentum Details



Voltaia

Renewable Power Production France PAR:VLTA

GLOSSARY OF TERMS

Beta (Beta, β)






A factor that assesses the degree to which a company's exposure deviates from its **subindustry's** exposure on a **material ESG issue**. It is used to derive a company-specific issue exposure score for a material ESG issue. It ranges from 0 to 10, with 0 indicating no exposure, 1 indicating the subindustry average, and 10 indicating exposure that is ten times the subindustry average.

Corporate Governance Pillar

A pillar provides a signal about a company's management of a specific Corporate Governance issue.

ESG Risk Category

Companies' **ESG Risk Rating scores** are assigned to five ESG risk categories in the **ESG Risk Rating**:

-  **Negligible risk:** enterprise value is considered to have a negligible risk of material financial impacts driven by ESG factors
-  **Low risk:** enterprise value is considered to have a low risk of material financial impacts driven by ESG factors
-  **Medium risk:** enterprise value is considered to have a medium risk of material financial impacts driven by ESG factors
-  **High risk:** enterprise value is considered to have a high risk of material financial impacts driven by ESG factors
-  **Severe risk:** enterprise value is considered to have a severe risk of material financial impacts driven by ESG factors

Note that because ESG risks materialize at an unknown time in the future and depend on a variety of unpredictable conditions, no predictions on financial or share price impacts, or on the time horizon of such impacts, are intended or implied by these risk categories.

ESG Risk Rating Score (Unmanaged Risk Score)

The company's final score in the **ESG Risk Rating**; it applies the concept of **risk decomposition** to derive the level of **unmanaged risk** for a company.

Event Category

Sustainalytics categorizes events that have resulted in negative ESG impacts into five event categories: Category 1 (low impact); Category 2 (moderate impact); Category 3 (significant impact); Category 4 (high impact); and Category 5 (severe impact).

Event Indicator

An indicator that provides a signal about a potential failure of management through involvement in controversies.

Excess Exposure

The difference between the company's **exposure** and its **subindustry** exposure.

Exposure

A company or **subindustry's** sensitivity or vulnerability to ESG risks.

Idiosyncratic Issue

An issue that was not deemed material at the **subindustry** level during the **consultation process** but becomes a **material ESG issue** for a company based on the occurrence of a Category 4 or 5 event.

Manageable Risk

Material ESG risk that can be influenced and managed through suitable policies, programmes and initiatives.

Managed Risk

Material ESG Risk that has been managed by a company through suitable policies, programmes and initiatives.

Management

A company's handling of ESG risks.

Management Gap

Refers to the difference between what a company has managed and what a company could possibly manage. It indicates how far the company's performance is from best practice.

Management Indicator

An indicator that provides a signal about a company's management of an ESG issue through policies, programmes or quantitative performance.

Material ESG Issue

A core building block of the **ESG Risk Rating**. An ESG issue is considered to be material within the rating if it is likely to have a significant effect on the enterprise value of a typical company within a given **subindustry**.

Subindustry

Subindustries are defined as part of Sustainalytics' own classification system.

Unmanageable Risk

Material ESG Risk inherent from the intrinsic nature of the products or services of a company and/or the nature of a company's business, which cannot be managed by the company if the company continues to offer the same type of products or services and remains in the same line of business.

Unmanaged Risk

Material ESG risk that has not been managed by a company, and includes two types of risk: **unmanageable risk**, as well as risks that could be managed by a company through suitable initiatives, but which may not yet be managed (**management gap**).

Voltaia

Renewable Power Production France PAR:VLTA

DISCLAIMER

Copyright ©2023 Sustainalytics. All rights reserved.

The information, methodologies, data and opinions contained or reflected herein are proprietary of Sustainalytics and/or content providers, intended for internal, non-commercial use and may not be copied, distributed or used in any other way, including via citation, unless otherwise explicitly agreed in writing.

They are provided for informational purposes only and (1) do not constitute an endorsement of any product, project, investment strategy or consideration of any particular environmental, social or governance related issues as part of any investment strategy; (2) do not constitute investment advice, nor represent an expert opinion or negative assurance letter; (3) are not part of any offering and do not constitute an offer or indication to buy or sell securities, to select a project or make any kind of business transactions; (4) are not an assessment of the issuer's economic performance, financial obligations nor of its creditworthiness; (5) are not a substitute for professional advice; (6) past performance is no guarantee of future results; (7) have not been submitted to, nor received approval from, any relevant regulatory bodies.

These are based on information made available by third parties, subject to continuous change and therefore are not warranted as to their merchantability, completeness, accuracy, up-to-datedness or fitness for a particular purpose. The information and data are provided "as is" and reflects Sustainalytics' opinion at the date of its elaboration and publication.

Neither Sustainalytics nor any of its content providers accept any liability for damage arising from the use of the information, data or opinions contained herein, or from the use of information resulting from the application of the methodology, in any manner whatsoever, except where explicitly required by law.

Any reference to content providers' names is for appropriate acknowledgement of their ownership and does not constitute a sponsorship or endorsement by such owner. A list of our content providers and their respective terms of use is available on our website. For more information visit <http://www.sustainalytics.com/legal-disclaimers>.

Sustainalytics may receive compensation for its ratings, opinions and other deliverables, from, among others, issuers, insurers, guarantors and/or underwriters of debt securities, or investors, via different business units. Sustainalytics believes it has put in place appropriate measures designed to safeguard the objectivity and independence of its opinions. For more information visit [Governance Documents](#) or contact compliance@sustainalytics.com.